


TRCA330 Series



VIBRATION ANALYSIS HARDWARE

Miniature Industrial Triaxial Accelerometer, Side Exit 4 Pin Mini-MIL Connector, Follows Cartesian Phase Coordinate System, 10 mV/g, $\pm 10\%$



Product Features

Uses J4A, J4C, or J4N Connectors and CB105, CB117, CB119, or CB218 Cables

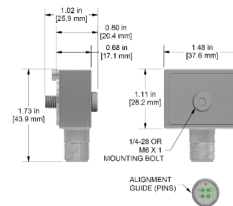
Cartesian Coordinate Phase Configuration

- ▶ 10 mV/g, $\pm 10\%$ sensitivity tolerance
- ▶ Low Profile Side Exit Case
- ▶ High Frequency Response

TRCA330

4 Pin Connector

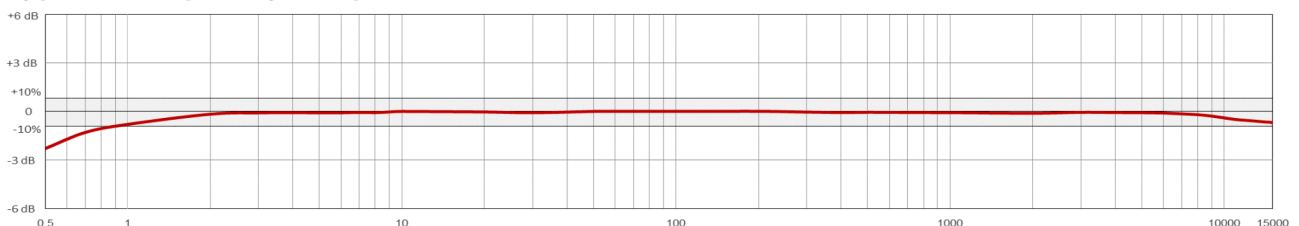
Connector Pin	Polarity
A (Axis Y)	(+) Signal/Power
B (Axis X)	(+) Signal/Power
C (Axis Z)	(+) Signal/Power
D	(-) Common/Grid



Stock Product

Specifications	Standard	Metric	Specifications	Standard	Metric
Part Number	TRCA330	TRCA340	Environmental		
Sensitivity ($\pm 10\%$)		10 mV/g	Temperature Range	-65 to 250°F	-54 to 121°C
Frequency Response ($\pm 3\text{dB}$)	30-900,000 CPM	0.5 Hz-15 kHz	Maximum Shock Protection		10,000 g, peak
Frequency Response ($\pm 10\%$)	60-480,000 CPM	1 Hz-8 kHz	Electromagnetic Sensitivity		CE
Frequency Response ($\pm 5\%$)	480-330,000 CPM	8 Hz-5.5 kHz	Sealing		Welded, Hermetic
Dynamic Range		$\pm 500\text{g}$, peak	Physical		
Electrical			Sensing Element		PZT Ceramic
Settling Time		<2.5 Seconds	Sensing Structure		Shear Mode
Voltage Source (IEPE)		18-30 VDC	Weight	3.9 oz	110 grams
Constant Current Excitation		2-10 mA	Case Material		316L Stainless Steel
Spectral Noise @ 10 Hz		100 $\mu\text{g}/\sqrt{\text{Hz}}$	Mounting		1/4-28
Spectral Noise @ 100 Hz		19 $\mu\text{g}/\sqrt{\text{Hz}}$	Connector (Non-Integral)		4 Pin
Spectral Noise @ 1000 Hz		5 $\mu\text{g}/\sqrt{\text{Hz}}$	Resonant Frequency	2,640,000 CPM	44 kHz
Output Impedance		<100 ohm	Mounting Torque	1 to 2 ft. lbs.	1.4 to 2.7 Nm
Bias Output Voltage		10-14 VDC	Mounting Hardware	1/4-28 Captive Bolt	M6x1 Captive Bolt
Case Isolation		$>10^8$ ohm	Calibration Certificate		CA10

Typical Frequency Response



T : 150 210 98804

www.ctc-sensor.com