

AC314 Series

Low Voltage Accelerometer, Side Exit 3 Pin Connector, 25 mV/g, ±10%



VIBRATION ANALYSIS HARDWARE



Product Features

Ultra Low Power Sensor

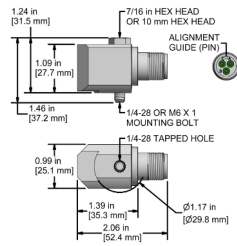
For Battery Powered Systems

- ▶ Compatible with Many Wireless Transmission Systems
- ▶ Supply Voltage 3-5 Volts
- ▶ 3 Pin MIL Connection or Integral Cable
Note: Integral Cable Options are only for Permanent Monitoring Applications

AC314-1A

3 Pin Connector

Connector Pin	Polarity
A	(+) Power
B	(-) Common
C	(+) Signal

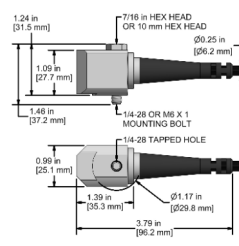


Stock Product

AC314-2C

CB105 Integral Cable

Conductor	Polarity
Red	(+) Power
Black	(-) Common
White	(+) Signal

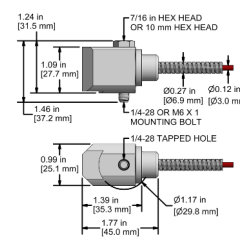


Built To Order

AC314-3C

CB218 Armored Integral Cable

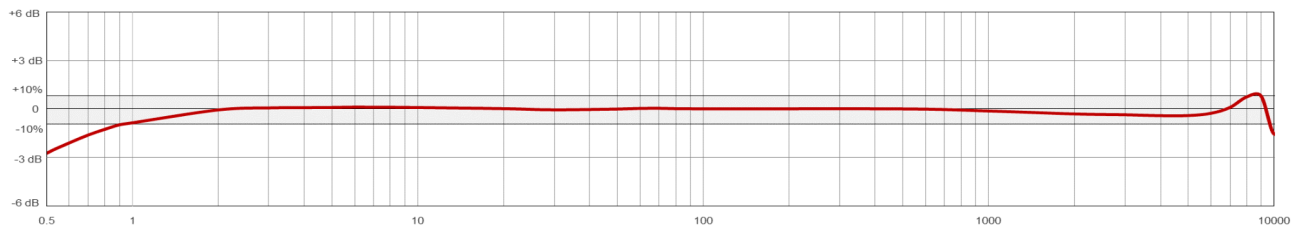
Conductor	Polarity
Red	(+) Power
Black	(-) Common
White	(+) Signal



Built To Order

Specifications	Standard	Metric	Specifications	Standard	Metric
Part Number	AC314	M/AC314	Environmental		
Sensitivity (±10%)	25 mV/g		Temperature Range	-58 to 250°F	-50 to 121°C
Frequency Response (±3dB)	30-600,000 CPM	0.5-10000 Hz	Maximum Shock Protection	5,000 g, peak	
Frequency Response (±10%)	60-480,000 CPM	1.0-8000 Hz	Sealing	IP68	
Dynamic Range	± 50 g, peak		Physical		
Electrical			Sensing Element	PZT Ceramic	
Settling Time	< 1 second		Sensing Structure	Shear Mode	
Voltage Source (IEPE)	3-5 VDC (10%)		Weight	5.1 ounces	145 grams
Spectral Noise @ 10 Hz	60 µg/√Hz		Case Material	316L Stainless Steel	
Spectral Noise @ 100 Hz	20 µg/√Hz		Mounting	Captive Bolt	
Spectral Noise @ 1000 Hz	5 µg/√Hz		Connector (Non-Integral)	3 Pin MIL-C-5015	
Output Impedance	< 100 ohm		Resonant Frequency	1,260,000 CPM	21000 Hz
Bias Output Voltage	1.5 V ± 10 %		Mounting Torque	2 to 5 ft. lbs.	2,7 to 6,8 Nm
Case Isolation	> 10 ⁸ ohm		Mounting Hardware	1/4-28 Captive Bolt	M6x1 Captive Bolt
Supply Current	< 20 µA		Calibration Certificate	CA10	

Typical Frequency Response



T : 150 210 98804

www.ctc-sensor.com